


## Introductory sub-table (I)(a)

<b>Name of the Company: RAJKAMAL SYNTHETICS LIMITED</b>			
<b>Scrip Cod: 514028</b>	<b>Name of the scrip: RAJKSYN,</b>	<b>class of security: EQUITY</b>	
<b>Quarter ended: 31.03.2014</b>			
	<b>No. of partly paid-up shares</b>	<b>As a % of total no. of partly paid-up shares</b>	<b>As a % of total no. of shares of the company</b>
<b>Partly paid-up shares:-</b>			
Held by promoter/promoter group	0	0	0
Held by public	0	0	0
		0	
<b>Total - D</b>	<b>0</b>	<b>0</b>	<b>0</b>
	<b>No. of outstanding securities</b>	<b>As a % of total no. of outstanding convertible securities</b>	<b>As a % of total no. of shares of the company, assuming full conversion of the convertible securities</b>
<b>Outstanding convertible securities:-</b>			
Held by promoter/promoter group	0	0	0
Held by public	0	0	0
<b>Total - E</b>	<b>0</b>	<b>0</b>	<b>0</b>
	<b>No. of warrants</b>	<b>As a % of total no. of warrants</b>	<b>As a % of total no. of shares of the company, assuming full conversion of warrants</b>
<b>Warrants:-</b>			
Held by promoter/promoter group	0	0	0
Held by public	0	0	0
<b>Total - F</b>	<b>0</b>	<b>0</b>	<b>0</b>
<b>Total paid-up capital of the company, assuming full conversion of warrants and convertible securities</b>		<b>6500000</b>	




**Statement Showing Shareholding Pattern**

		Table (I)(a)							
Category code	Category of Shareholder	Number of Shareholders	Total number of shares	Number of shares held in dematerialized form	Total shareholding as a percentage of total number of shares		Shares Pledged or otherwise encumbered		
					As a percentage of (A+B) <sup>1</sup>	As a percentage of (A+B+C)	Number of shares	As a percentage	
I	(II)	(III)	(IV)	(V)	(VI)	(VII)	(VIII)	(VIII)/(IV)*	
<b>(A)</b>	<b>Shareholding of Promoter and</b>								
<b>1</b>	<b>Indian</b>								
(a)	Individuals/ Hindu Undivided Family	2	448276	448276	6.90	6.90	0	0.00	
(b)	Central Government/ State Government(s)	0			0.00	0.00	0	0.00	
(c)	Bodies Corporate	2	851724	851724	13.10	13.10	0	0.00	
(d)	Financial Institutions/ Banks	0	0	0	0.00	0.00		0.00	
(e)	Any Others(Specify)	0	0	0	0.00	0.00		0.00	
(e-i)					0.00	0.00		0.00	
(e-ii)					0.00	0.00		0.00	
	<b>Sub Total(A)(1)</b>	<b>4</b>	<b>1300000</b>	<b>1300000</b>	<b>20.00</b>	<b>20.00</b>	<b>0</b>	<b>0.00</b>	
<b>2</b>	<b>Foreign</b>								
a	Individuals (Non-Residents Individuals/ Foreign Individuals)	0	0	0	0.00	0.00		0.00	
b	Bodies Corporate	0	0	0	0.00	0.00		0.00	
c	Institutions	0	0	0	0.00	0.00		0.00	
d	Qualified Foreign Investor	0	0	0	0.00	0.00		0.00	
d-i	Any Others(Specify)							0.00	
d-ii								0.00	
	<b>Sub Total(A)(2)</b>	<b>0</b>	<b>0</b>	<b>0</b>	<b>0.00</b>	<b>0.00</b>	<b>0</b>	<b>#DIV/0!</b>	
	<b>Total Shareholding of Promoter</b>	<b>4</b>	<b>1300000</b>	<b>1300000</b>	<b>20.00</b>	<b>20.00</b>	<b>0</b>	<b>0.00</b>	
<b>(B)</b>	<b>Public shareholding</b>								
<b>1</b>	<b>Institutions</b>								
(a)	Mutual Funds/ UTI	0	0	0	0.00	0.00			
(b)	Financial Institutions /Banks	1	500	0	0.01	0.01			
(c)	Central Government/ State Government(s)	0	0	0	0.00	0.00			
(d)	Venture Capital Funds	0	0	0	0.00	0.00			
(e)	Insurance Companies	1	2500	2500	0.04	0.04			
(f)	Foreign Institutional Investors	0	0	0	0.00	0.00			
(g)	Foreign Venture Capital Investors	0	0	0	0.00	0.00			
(h)	Qualified Foreign Investor	0	0	0	0.00	0.00			
(h-i)	Any Other (specify)				0.00	0.00			
(h-ii)					0.00	0.00			



	<b>Sub-Total (B)(1)</b>	<b>2</b>	<b>3000</b>	<b>2500</b>	<b>0.05</b>	<b>0.05</b>		
<b>B 2</b>	<b>Non-institutions</b>							
(a)	Bodies Corporate	104	1842577	1815112	28.35	28.35		
(b)	Individuals				0.00	0.00		
I	Individuals -i. Individual shareholders holding nominal share capital up to Rs 1 lakh	6014	1521954	521197	23.41	23.41		
II	ii. Individual shareholders holding nominal share capital in excess of	51	1508941	1508941	23.21	23.21		
(c)	Qualified Foreign Investor	0	0		0.00	0.00		
(c-i)	Non Resident Indians	5	1750	0	0.03	0.03		
(c-ii)	Hindu Undivided Families	50	289751	281641	4.46	4.46		
(c-iii)	Clearing Member	6	32027	32027	0.49	0.49		
	<b>Sub-Total (B)(2)</b>	<b>6230</b>	<b>5197000</b>	<b>4158918</b>	<b>79.95</b>	<b>79.95</b>		
<b>(B)</b>	<b>Total Public Shareholding (B)= (B)(1)+(B)(2)</b>	<b>6232</b>	<b>5200000</b>	<b>4161418</b>	<b>80.00</b>	<b>80.00</b>		
	<b>TOTAL (A)+(B)</b>	<b>6236</b>	<b>6500000</b>	<b>5461418</b>	<b>100.00</b>	<b>100.00</b>		
<b>(C)</b>	<b>Shares held by Custodians and against which Depository Receipts have been issued</b>							
1	Promoter and Promoter Group	0	0	0	0	0.00	0	0.00
2	Public	0	0	0	0	0.00	0	0
	<b>Sub-Total (C)</b>	<b>0</b>	<b>0</b>	<b>0</b>	<b>0</b>	<b>0</b>	<b>0</b>	<b>0</b>
	<b>GRAND TOTAL (A)+(B)+(C)</b>	<b>6236</b>	<b>6500000</b>	<b>5461418</b>	<b>100.00</b>	<b>100.00</b>	<b>0</b>	<b>0.00</b>



(I)(b) Statement showing holding of securities (including shares, warrants, convertible securities) of persons belonging to the category "Promoter and Promoter Group"

Sr. No.	Name of the shareholder	Details of Shares held		Encumbered shares (*)			Details of warrants		Details of convertible securities		Total shares (including underlying shares assuming full conversion of warrants and convertible securities) as a % of diluted share capital
		Number of shares held	As a % of grand total (A)+(B)+(C)	No.	As a percentage	As a % of grand total (A)+(B)+(C) of sub-clause (I)(a)	Number of warrants held	As a % total number of warrants of the same class	Number of convertible securities held	As a % total number of convertible securities of the same class	
(I)	(II)	(III)	(IV)	(V)	(VI)=(V)/(III)*100	(VII)	(VIII)	(IX)	(X)	(XI)	(XII)
1	SHEODUTTRAJ BANSIDHAR SANGHAI	179310	2.76	0	0.00	0.00	0	0	0	0	2.76
2	SUSHIL SANGHAI	268966	4.14	0	0.00	0.00	0	0	0	0	4.14
3	ACOLYTE INFRASTRUCTURE AND MINING LTD	537931	8.28	0	0.00	0.00	0	0	0	0	8.28
4	PLAZA DIAMOND PROPERTIES P LTD	313793	4.83	0	0.00	0.00	0	0	0	0	4.83
<b>TOTAL</b>		<b>1300000</b>	<b>20.00</b>	<b>0</b>	<b>0.00</b>	<b>0.00</b>	<b>0</b>	<b>0</b>	<b>0</b>	<b>0</b>	<b>20.00</b>

(\*) The term "encumbrance" has the same meaning as assigned to it in regulation 28(3) of the SAST Regulations, 2011



(I)(c)(i) Statement showing holding of securities (including shares, warrants, convertible securities) of persons belonging to the category "Public" and holding more than 1% of the total number of shares

Sr. No.	Name of the shareholder	Number of shares held	Shares as a percentage of total number of shares (i.e., Grand Total (A)+(B)+(C) indicated in Statement at para (I)(a) above)	Details of warrants		Details of convertible securities		Total shares (including underlying shares assuming full conversion of warrants and convertible securities) as a % of diluted share capital
				Number of warrants held	As a % total number of warrants of the same class	Number of convertible securities held	% w.r.t total number of convertible securities of the same class	
1	INDUS PORTFOLIO PVT LTD	142964	2.20	0	0	0	0	2.20
2	BONANZA PORTFOLIO LTD	69622	1.07	0	0	0	0	1.07
3	B.LODHA SECURITIES LIMITED	132531	2.04	0	0	0	0	2.04
4	HEM SECURITIES LTD	93241	1.43	0	0	0	0	1.43
5	GYANESHWAR INFRASTRUCTURE PVT LTD	480000	7.38	0	0	0	0	7.38
6	DECENT HOUSING PRIVATE LTD	520000	8.00	0	0	0	0	8.00
7	JSEL SECURITIES LTD	70859	1.09	0	0	0	0	1.09
8	RAJESH KUMAR SODHANI	97499	1.50	0	0	0	0	1.50
9	SARLA DEVI AJMERA	72142	1.11	0	0	0	0	1.11
10	KAMAL KISHORE SOMANI	314033	4.83	0	0	0	0	4.83
<b>TOTAL</b>		<b>1992891</b>	<b>30.66</b>	<b>0</b>	<b>0</b>	<b>0</b>	<b>0</b>	<b>30.66</b>



**(I)(c)(ii) Statement showing holding of securities (including shares, warrants, convertible securities) of persons (together with PAC) belonging to the category "Public" and holding more than 5% of the total number of shares of the company**

Sr. No.	Name(s) of the shareholder(s) and the Persons Acting in Concert (PAC) with them	Number of shares	Shares as a percentage of total number of shares {i.e., Grand Total (A)+(B)+(C) indicated in Statement at para (I)(a) above}	Details of warrants		Details of convertible securities		Total shares (including underlying shares assuming full conversion of warrants and convertible securities) as a % of diluted share capital
				Number of warrants	As a % total number of warrants of the same class	Number of convertible securities held	% w.r.t total number of convertible securities of the same class	
1	GYANESHWAR INFRASTRUCTURE PVT LTD	480000	7.38	0	0	0	0	7.38
2	DECENT HOUSING PRIVATE LTD	520000	8.00	0	0	0	0	8.00
<b>TOTAL</b>		<b>1000000</b>	<b>15.38</b>	<b>0</b>	<b>0</b>	<b>0</b>	<b>0</b>	<b>15.38</b>




(I)(d) Statement showing details of locked-in shares

Sr. No.	Name of the shareholder	Number of locked-in shares	Locked-in shares as a percentage of total number of shares {i.e., Grand Total (A)+(B)+(C) indicated in Statement at para (I)(a) above}	Promoter/Promter Group/Public
1	PLAZA DIAMOND PROPERTIES P LTD	313793	4.83	Promoter/Promoter Group
2	SUSHIL SANGHAI	268966	4.14	Promoter/Promoter Group
3	SHEODUTTRAI BANSIDHAR SANGHAI	179310	2.76	Promoter/Promoter Group
4	ACOLYTE INFRASTRUCTURE AND MINING LTD	537931	8.28	Promoter/Promoter Group
<b>TOTAL</b>		<b>1300000</b>	<b>20.00</b>	



(II)(a) Statement showing details of Depository Receipts (DRs)

Sr. No.	Type of outstanding DR (ADRs, GDRs, SDRs, etc.)	Number of outstanding DRs	Number of shares underlying outstanding DRs	Shares underlying outstanding DRs as a percentage of total number of shares {i.e., Grand Total (A)+(B)+(C) indicated in Statement at para (I)(a) above}
1	NIL			0.00
<b>TOTAL</b>		<b>0</b>	<b>0</b>	<b>0.00</b>





(II)(b) Statement showing holding of Depository Receipts (DRs), where underlying shares held by "promoter/promoter group" are in excess of 1% of the total number of shares

Sr. No.	Name of the DR Holder	Type of outstanding DR (ADRs, GDRs, SDRs, etc.)	Number of shares underlying outstanding DRs	Shares underlying outstanding DRs as a percentage of total number of shares {i.e., Grand Total (A)+(B)+(C) indicated in Statement at para (I)(a) above}
1	NIL			0.00
<b>TOTAL</b>			<b>0</b>	<b>0.00</b>

